

CS 8100

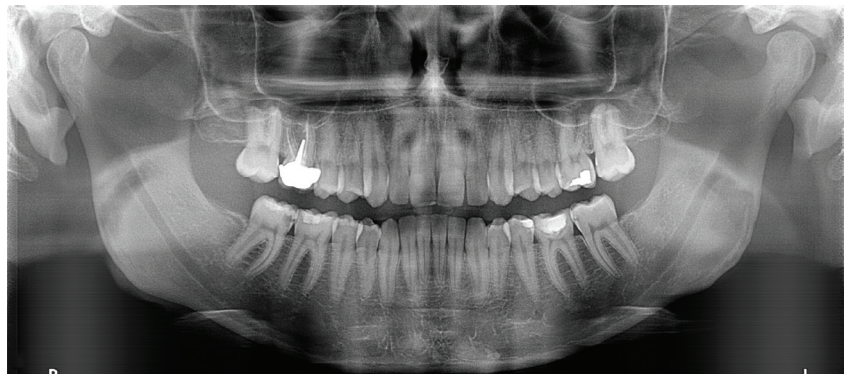
Sophisticated  
technology  
made  
thoughtfully  
simple



## Discover the simplicity of compact panoramic imaging

Carestream Dental is redefining panoramic imaging with the new CS 8100—the sleek and simple panoramic unit that's ideal for everyday use. Blending advanced, sophisticated technology in an extremely simple and compact system, the CS 8100 makes positioning easier, image acquisition faster, and higher image quality more accessible. Simply put, it's exactly what you need to streamline your workflow, improve usability, and make more accurate, real-time diagnoses that ever.

- Perfect for everyday panoramic needs
- Effortless high-quality digital results
- Outstanding value for money
- Sleek, ultra-compact and elegant
- “Plug-and-pan” solution—easy to install, learn, and use
- Exclusive 2D+ technology

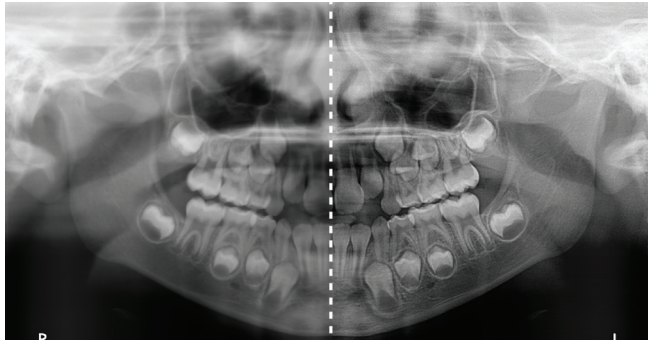


reddot design award  
winner 2013

# Small, yet powerful

## Sharp, high-quality, artifact-free images

Generate sharp, detailed, and contrasted images with the CS 8100. When combined with its high-frequency generator, the unit's advanced Active Pixel CMOS sensor, vibration-free motion system, and 0.5 mm focal spot ensure crystal-clear image capture in seconds. With just one click, you can even enhance contrast and sharpness using our powerful artifact-free filters.



Powerful filters to adjust contrast and sharpness with one click

## Effortless high-quality results

With its intuitive interface and easy-to-use imaging software, the CS 8100 makes exams quick and simple. Preset programs and automatic exposure settings reduce errors, while clear instructions help position the patient correctly. Plus, multiple anatomical programs adapt to your patients' jaw morphology for more accurate results.

## The right positioning for successful images

An open design, face-to-face positioning, and transparent patient support facilitate proper patient positioning. Meanwhile, the increased thickness of the CS 8100's focal trough provides greater tolerance for imperfect positioning and challenging anatomy, especially in the anterior area.

## A complete range of programs

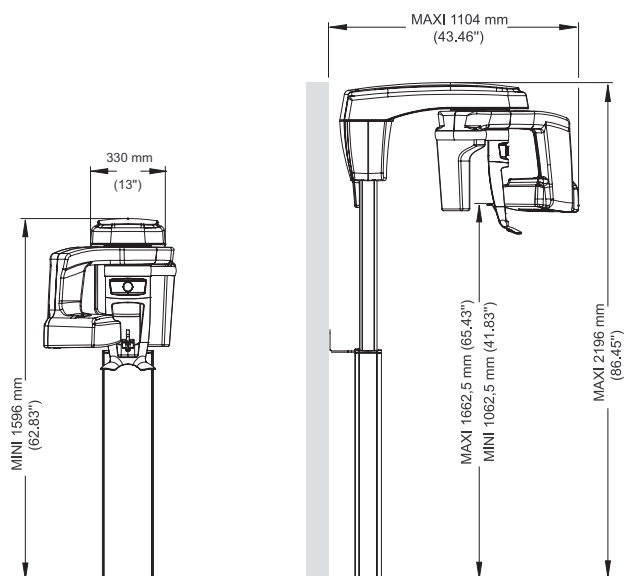
From standard panoramic images to segmented pans, TMJ, and maxillary sinus images, the CS 8100 covers all of your everyday panoramic exam needs. And, with our exclusive 2D+ program, you can even create thin slices along the jaw that allows you to see more detail than what a standard 2D image reveals.

## "Plug-and-pan" technology

Due to the unit's ultra-compact size, the CS 8100 easily fits into tight spaces and is incredibly easy to install. For enhanced convenience, the system connects directly to your network via an Ethernet connection. What's more, since many services can be performed remotely, you can also reduce service costs and avoid system downtime.

## Technical Specifications

Tube voltage	60 - 90 kV
Tube current	2 - 15 mA
Frequency	140 kHz
Tube focal spot	0.5 mm (IEC 60336)
Sensor technology	CMOS
Image field	6.4 x 131.2 mm
Gray scale	4096 - 12 bits
Magnification	1.2 ( $\pm$ 10%)
Radiological exam options	Full panoramic, segmented panoramic, maxillary sinus, LA TMJ x 2, LA TMJ x 4, 2D+
Exposure time	4 to 14 seconds
Weight	72 kg (158.7 lb.)



Minimum required space: 1200 (L) x 1400 (D) x 2400 (H) mm

Want to know more? Visit [www.carestreamdental.com](http://www.carestreamdental.com) or contact your local authorised dealer for more information about the CS 8100.